

Commonly asked questions

What days are my bins collected? How do I know what zone I am in?

Scan the QR code to see Council's website to see what zone you are in, with the collection calendar showing what bins should be presented.

When and how do I present the bins for collection?

Bins are recommended to be placed out the day or night prior to the allocated collection day. Trucks may collect early hours of the morning. Placement should be approximately 50cm apart from another bin. The lid should be able to shut full to receive a collection.

Bin missed, stolen, lost or damaged?

Please contact JR Richards at 1300 133 969 or email mail@wsc.nsw.gov.au for missed bin collections. Report missed bins before 12 pm for same-day collection; after 12 pm, collection will be the next day. Report within 48 hours. Reduce missed collections by placing bins out the night before and following Council's guidelines.

How can I change my kerbside bin service?

Wingecarribee Shire Council offers various waste collection services:

- General waste bins (red lid): 80 L (fortnightly/weekly), 140 L, or 240 L (weekly).
- Recycling bins (yellow lid): 140 L (fortnightly, with fortnightly garbage), 240 L, or 360 L (fortnightly).
- Garden organics bins (green lid): 240 L (fortnightly).

To change or order a service, complete the relevant service request form. For help, contact mail@wsc.nsw.gov.au or call 02 4868 0888.

What happens if I place the wrong items in my bin?

To maintain kerbside collection, it's crucial to keep waste streams clean and contaminant-free for all bins. Contamination is closely monitored, with all trucks equipped with cameras and systems to track contaminants. Green stickers placed on bins indicate issues such as bins being too heavy (max 70kg) or containing contaminants. You'll need to remove incorrect items and you may receive a contamination notice.



<https://www.wsc.nsw.gov.au/Residents/Waste-and-Recycling>



Your Guide to the Three Bin Kerbside System

Recycling Bin



What can't be put in your bin



Tetrapak cartons



Paper towels, tissues, or dishcloths



Takeaway coffee cups



Soiled Food packaging



Building and construction waste



Plastic bags, and soft plastic



Polystyrene



disposable cutlery and cups



Paints, oils, chemicals or pesticides



Batteries



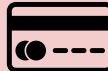
Appliances and electronic waste



Gas bottles, or flammable waste

Did you know?

To ensure proper recycling, keep small plastic pieces in bigger recyclable containers with bottle lids on to prevent them from slipping through sorting grates.



What can be put in your bin



Magazines



Newspaper



Cardboard and paper



Glass bottles, and jars



Plastic bottles #1 PET, #2 HDPE and #5 PP



Aluminium Cans



Aluminium foil scrunched in a ball



Empty deodorant and spray cans

Recycling tip



PACKAGE COMPONENT
Identifies the specific packaging component the label is referring to.

INSTRUCTIONS
This tells you if any additional steps are required before you recycle the item, through either an action or alternative destination (e.g. foil needs to be scrunched into a ball first)



Fire extinguishers



Gas bottles (propane)



Motor and other oils



Car batteries



Household Batteries



Fluoro globes and tubes



Smoke detectors



Polystyrene



Water and oil based paints



Cardboard





Aerosols



Mobile phones

Community Recycling Centres

Free problem waste disposal

 Resource Recovery Centre 177 Berrima Road Moss Vale NSW
 Mobile Community Recycling Centre - Visiting a town near you